

Welcome to Year 1

1B

**Miss Brown &
Mrs Spragg**

1G

**Mrs Glayzer,
Miss Horrocks &
Mrs Ince**

1H

**Mrs Hunter &
Mrs Ashworth**



Welcome

*The aim of this Powerpoint is to provide you with some insight into Year 1 and how we aim to support your children throughout the year.

*If you have any queries following this please email:


parentalconcerns@trinitybuckshaw.lancs.sch.uk

and address FAO Year 1 and we will endeavour to answer any question.



Keep up-to-date

- *Our Instagram page
@trinitycemethodistprimary
- Our School app
- Seesaw for homework
grids and activities
- Reading Diaries



Transition to Year 1

- * In Year 1 we have a mix of formal lessons and opportunities for children to follow their own line of enquiry during independent learning time. These activities are linked to a variety of subjects such as history, science and DT.
- * Children take part in daily Maths and English lessons with focused outcome supported by the teacher and TA.
- * In our afternoon sessions we cover a variety of foundation subjects.



*Independence

*Please help us to create independent learners by encouraging your child to:

- Take responsibility for their belongings
- Prepare for PE lessons by learning to put on and take off their own uniform, including fastening their own school shoes
- Work independently (including for homework- once they understand the task)
- Persevere with tasks, even when they find something tricky
- Ask questions when they are unsure

We want to work with you to create independent, resilient young children who are thriving both in school and at home.



Throughout Reception the children have learnt the Trinity behavior expectations.

We reward children with verbal praise, stickers, golden tickets and house team points for Christian Values.

Golden tickets enter your child into a lucky draw whereby they can win a tea party with Mrs Wright.

The House team which gains the most team in a half terms receives an extra play time with the equipment.

 **Behaviour system**



- * In Year 1, we use the sun and cloud behaviour chart to give children a visual display of our school behaviour expectations.
- * Children will go on the rainbow for following behaviour expectations and going above and beyond in their learning.
- * Children not following behaviour expectations will firstly receive a verbal warning. If this behaviour continues the child will move their name to the cloud.
- * For repeatedly not following behaviour expectations or serious incidents the following procedures will take place:
 - * 1 Yellow sheet = missed playtime
 - * 2 Yellow sheets = see Miss Corrigan or Mrs Smith
 - * 3 Yellow sheets = Red sheet = see Mrs Wright or Mrs Corrigan

* Behaviour system



*The Year 1 Curriculum



* Overview

Year 1 Curriculum Overview 2024-2025

	Autumn 1	Autumn 2	Spring 1	Spring 2	Summer 1	Summer 2
Topic	<i>Penguins, Possums and Pigs</i>	<i>Fire! Fire!</i>	<i>Growth and Green Fingers</i>	<i>Family Album</i>	<i>The Great Outdoors</i>	<i>Robots</i>
Science	Animals - hot and cold countries	Classification of Animals	Plants	Plants - Observations and experiments	Materials	Animals humans, senses
History		Great Fire of London	Significant individuals: Mary Seacole and Florence Nightingale	Family chronology - past and present		
Geography	Hot and cold countries				Local area - mapping and fieldwork	UK locality - Capital cities, coastal towns
Art	Observational drawing - animals			Self Portraits - Picasso/clay	Digital Art	
DT		Mechanisms - pop ups, levers	Food - fruit salad			Structures - building robots
Music	KAPOW-Pulse and Rhythm	Singing - Great Fire of London	Graphic Notation Body music	Easter Worship	Ocarinas	Ocarinas
PE	Fundamental Movement Skills Baseline	Dance - Fire, Fire!	Gymnastics	Gymnastics	Athletics	Dance - Robots
	Cross Curricular orienteering	FMS Rolling a ball	FMS Catching and bouncing a ball	FMS Underarm throw	FMS Kicking a ball	FMS Overarm throw
RE	Harvest and Sukkot	My World Jesus' World Gifts at Christmas	Jesus was special	Easter Celebration	Baptism and non-Christian birth rites	God & Creation
PSHE	Keeping/staying safe	Keeping/staying Healthy Fire Safety	Relationships	Being Responsible	Feelings and Emotions	Computer Safety Our World
Computing	Understanding technology in the environment Logging on and off/keyboard skills		Word Processing	Grouping data	Programming - beebots	Programming - scratch Debugging
Curriculum Enhancement	Penguin Day	Visit to Fireground Seasons Day	Planting	Easter Worship	Visit from a local vicar	Robot Rave
Role Play	Vets	Bakery	Garden Centre	Fairy Tale Castle	Camping	Home Corner

(FMS = Fundamental Movement Skills)

*Phonics

*Little Wandle Letters and Sounds

*We will be moving on to Phase 5 sounds in the coming weeks.

*Weekly Phonics letter home.

*As part of Little Wandle we will complete regular half termly assessments on your child to identify any gaps in their learning.

*At times we may need to send extra resources home to support your child with their phonics.

*Phonics Screening

- *The government introduced a phonics screening test in 2012, which is designed to see if your child can use the phonics they have been taught to decode words.

The test takes place around June

- *We will let you know if your child has reached the expected standard when they receive their report.
- *If your child does not reach the expected standard then they retake the test in Year 2.



* Guided Reading

Children will read twice a week in school with an adult.

Read 1- will focus on application of phonics

Read 2- will focus on comprehension

Children will bring home their new reading book on a Friday.

Our Reading Diaries are for you to record when you have read with your child. In school we have a 'We Are Reading' incentive. If your child has read three times in a week they will receive a ticket for the prize draw. They can then win a book of their choice I they have a ticket chosen at the end of each half term.


How can I support my child in reading?

- * Encourage your child to read - anything and everything!!
- * Discuss books
- * In the front of the reading diary we have added a sheet with support ideas for reading at home.
- * Practise phonics - the letter will support with that weeks sounds.
- * Order and re-tell stories
- * Practise tricky words (classroom door and Reading Diaries).



* Maths

- * In school we follow the Red Rose Maths Mastery scheme.
- * All our lessons begin with a problem to develop the children's problem solving and reasoning skills.



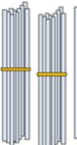
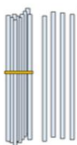


Kim has these tens and ones.
She uses 3 pieces each time to make a number.
What numbers can she make?

- * Children all have a maths partner who they sit next to during the lesson. There is a big emphasis on explaining how an answer has been found to develop a deeper level of understanding.

* Maths

- * Children then work through Guided Learning activities with their teacher.

Guided Learning Task 1 (complete the missing amounts)

 ____ tens and ____ ones is ____	 ____ tens and ____ ones is ____
 ____ tens and ____ ones is ____	 ____ tens and ____ ones is ____

- * After completing these children will then tackle the independent learning part of the lesson to demonstrate their understanding.
- * To support their workings out children have access to maths resources box.

* Homework

- * A homework grid will be posted on our website and on Seesaw for each half term.
- * Children should respond to the activities on their Seesaw journal, posting photographs or videos if appropriate.
- * You will find your child's own personal log in attached to the cover of their reading journal.




* Homework



Autumn Term 1 2024 Year 1 Homework Grid

Dear Families, completing homework can help your child consolidate many of the skills learnt in school.

Please can your child complete ALL of the activities in the top row during the half term. Activities in the bottom row are optional but will be beneficial for you to complete with your child. Completed activities should be uploaded onto Seesaw by Tuesday 15th October 2024.

<p><u>Reading Books</u></p> <p>Your child will get a new reading book to read at home when they return their previous ones. They will also choose a library book to share at home. Please ensure books are in school <u>every day</u>.</p> <p><u>We Are Reading</u></p> <p>Take a picture of yourself reading a book for our class 'We are reading' display. Can you tell your teacher why you enjoyed the book? What was the best part?</p>	<p><u>Writing</u></p> <p>Our topic this half term is 'Penguins, Possums and Pigs'.</p> <p>Can you draw a picture of your favourite animal and write a sentence to tell your teacher all about the animal you have chosen.</p> <p>Please use your finger spaces and full stops. Try to use your phonics to spell the words.</p>	<p><u>Number</u></p> <p>Please help your child to work towards achieving this statement: <u>I can read and write numbers 1-30 as a number.</u></p> <p>Make your own number cards being carefully to write all your numbers correctly. Then can you practise your counting and order your cards? Can you sort your cards into odd and even numbers? Challenge: Can you write some of these numbers in words?</p>
<p><u>Geography</u></p> <p>This half term we are learning about hot and cold places.</p> <p>Can you have a go at drawing the clothes you would wear for a hot and cold day?</p>	<p><u>Creative</u></p> <p>Draw a picture of something you enjoyed doing during the summer holidays to share with your class.</p> 	<p><u>RE</u></p> <p>This half term we are learning about being thankful at Harvest time. Can you think about what you are thankful for in your life?</p> <p>Harvest takes place in the season of Autumn. Can you look for signs of Autumn around Buckshaw Village and bring what you find (eg conkers, acorns, and pinecones) into school?</p>
<p><u>Our Learning This Half Term:</u></p>		
<p><u>English</u></p> <p>We shall be reading stories written by Oliver Jeffers and thinking about how the characters in these stories are feeling. We shall be writing about our favourite part of a story, remembering to use capital letters, finger spaces and full stops.</p>	<p><u>Maths</u></p> <p>We shall be learning about how to use different mathematical equipment, including ten frames, counters and number lines. We shall be recognising numbers to 20 and matching an amount to the number. We will be learning to represent numbers in different ways.</p>	

* Assessment

- * In Year 1 we have a series of Key Learning Points which your children are aiming to meet
- * At the end of the year your child will be assessed based on how many of these Key Learning points they have met and will be either:
 - Above age related expectations
 - In line with age related expectations
 - Slightly below age related expectations
 - Below age related expectations
 - Well below age related expectations



* As always, we are grateful for your support with our learning and homework in Year 1.

* We are looking forward to a fun filled year with your children - if you have any concerns please feel free to talk to us, pass on a note or email the school.

* parentalconcerns@trinitybuckshaw.lancs.sch.uk

