

Welcome to Year 1

1B

Miss Brown
Mrs Spragg

1H

Mrs Hunter
Mrs McCafferty

1M

Mrs Bond
Mrs Ince



TRINITY CHURCH OF ENGLAND /
METHODIST PRIMARY SCHOOL

Welcome

*We are hoping that this PowerPoint provides you with some insight into the Year 1 curriculum and how we aim to support your children throughout the year.

*If you have any queries following this please email

parentalconcerns@trinitybuckshaw.lancs.sch.uk and address FAO Year 1 and we will endeavour to answer any questions asked.



Keep up-to-date

- Our class page on the website

<https://www.trinitybuckshaw.lancs.sch.uk/>

- *Our Instagram page



@trinitycemethodistprimary

- Our School app
- Seesaw for homework grids and activities



TRINITY CHURCH OF ENGLAND /
METHODIST PRIMARY SCHOOL

Transition to Year 1

- * In Year 1 we are working towards more structured learning.
- * Each week every child will have the opportunity to be supported by the Teacher and Teaching Assistant in Maths and English.
- * When a group are not working with an adult they will be given a learning opportunity to complete independently.



*Independence

*Please help us to create independent learners by encouraging your child to:

- Take responsibility for their belongings
- Prepare for PE lessons by learning to put on and take off their own uniform, including fastening their own school shoes
- Work independently (including for homework- once they understand the task)
- Persevere with tasks, even when they find something tricky
- Ask questions when they are unsure





- * In Year 1, we use the sun and cloud behaviour chart to give children a visual display of our school behaviour expectations.
- * Children will go on the rainbow for following behaviour expectations and going above and beyond in their learning.
- * Children not following behaviour expectations will firstly receive a verbal warning. If this behaviour continues the child will move their name to the cloud.
- * For repeatedly not following behaviour expectations or serious incidents the following procedures will take place:
 - * 1 Yellow sheet = missed playtime
 - * 2 Yellow sheets = see Miss Corrigan or Mrs Smith
 - * 3 Yellow sheets = Red sheet = see Mrs Wright or Mrs Corrigan

* Behaviour system



TRINITY CHURCH OF ENGLAND /
METHODIST PRIMARY SCHOOL

*The Year 1 Curriculum



TRINITY CHURCH OF ENGLAND /
METHODIST PRIMARY SCHOOL

*Phonics

*Little Wandle Letter and Sounds

*We will be moving on to Phase 5 sounds next week.

*Weekly Phonics letter home.

*As part of Little Wandle we will complete regular half termly assessments on your child to identify any gaps in their learning.

*At times we may need to send extra resources home to support your child with their phonics.

*Phonics Screening

- *The government introduced a phonics screening test in 2012, which is designed to see if your child can use the phonics they have been taught to decode words.

The test takes place around June

- *We will let you know if your child has reached the expected standard when they receive their report.
- *If your child does not reach the expected standard then they retake the test in Year 2.



*Guided Reading

Children will read twice a week in school with an adult.

Read 1- will focus on application of phonics

Read 2- will focus on comprehension

Children will bring home their new reading book on a
WEDNESDAY.

Our Reading Diaries are for you to record when you have read with your child. In school we have a 'We Are Reading' incentive. If your child has read three times in a week they will receive a ticket for the prize draw.

How can I support my child in reading?

- *Encourage your child to read - anything and everything!!
- *Practise phonics - the letter will support with that weeks sounds.
- *Discuss books
- *Order and re-tell stories
- *Practise tricky words (classroom door and Reading Diaries).



*English

- *There is a big emphasis on sentence structure.
- *This will include using the correct punctuation and being able to re-read their sentences.
- *Spelling will be taught alongside our phonics.


* How can I support my child with writing?

- * Sing the alphabet song
- * Play I spy
- * Play alphabet challenges (think of an animal/name/word for each letter of the alphabet)
- * Create silly stories together
- * Encourage your child to write and talk about their writing
- * Play hangman



* Maths

- * In school we follow the Red Rose Maths Mastery scheme.
- * All our lessons begin with a problem to develop the children's problem solving and reasoning skills.



Kim has these tens and ones.
She uses 3 pieces each time to make a number.
What numbers can she make?

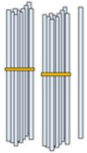



The illustration shows two blue base ten rods (tens blocks) and seven blue base ten units (ones blocks) arranged in a group. To the right of the blocks is a cartoon illustration of a girl with blonde hair in pigtails, blue eyes, and a smiling face.

- * Children all have a maths partner who they sit next to during the lesson. There is a big emphasis on explaining how an answer has been found to develop a deeper level of understanding.

* Maths

- * Children then work through Guided Learning activities with their teacher.

Guided Learning Task 1 (complete the missing amounts)

 ____ tens and ____ ones is ____	 ____ tens and ____ ones is ____
 ____ tens and ____ ones is ____	 ____ tens and ____ ones is ____

- * After completing these children will then tackle the independent learning part of the lesson to demonstrate their understanding.
- * To support their workings out children have access to maths resources box.

* How can I support my child with Maths?

- * Play counting games - in the car, on the way to school, in the supermarket or anywhere!
- * Look out for numbers and shapes around the environment
- * Introduce children to the time - show it them on an analogue clock with hands - what time do they go to bed/eat supper/watch cartoons?
- * Learn the names and the order of the days of the week and months of the year
- * Explore a variety of coins and their value when role playing shops
- * Keep it fun and practical whenever possible



* Assessment

- * In Year 1 we have a series of Key Learning Points which your children are aiming to meet
- * At the end of the year your child will be assessed based on how many of these Key Learning points they have met and will be either:
 - Above age related expectations
 - In line with age related expectations
 - Slightly below age related expectations
 - Below age related expectations
 - Well below age related expectations



*ICT games

*<http://www.phonicsplay.co.uk/>

*<http://www.ictgames.com/resources.html>

*<http://www.topmarks.co.uk/>

*<https://www.phonicsbloom.com/>



*Homework

- * A homework grid will be posted on our website and on Seesaw for each half term.
- * Children should respond to the activities on their Seesaw journal where possible, posting photographs or videos if appropriate.
- * You will find your child's own personal log in attached to the cover of their reading journal.



* As always, we are grateful for your support with our learning and homework in Year 1.

* We are looking forward to a fun filled year with your children- if you have any concerns please feel free to talk to us, pass on a note or email the school.

* parentalconcerns@trinitybuckshaw.lancs.sch.uk

Many Thanks,
The Year 1 Team



TRINITY CHURCH OF ENGLAND /
METHODIST PRIMARY SCHOOL