






Summer Term 2 2024 Year 1 Homework Grid

Dear Families, Completing homework can help children consolidate many of the skills learnt in school . Please can your child complete ALL of the activities in the top row during the half term . Activites in the bottom row are optional but may be enjoyable for you all. Completed activities should be uploaded to Seesaw by Wednesday 17th July 2024.

| | | |
|--|---|--|
| <p style="text-align: center;"><u>Reading Books</u></p> <p>Reading books and library books are changed weekly once previous books are returned.</p> <p>Please ask your child questions about the story after they have read it.</p> <p>Are they able to identify the main characters? Can they think of some adjectives that would describe a character and discuss what the character is like?</p> | <p style="text-align: center;"><u>Year 1 words</u></p> <p>A full list of the words your child should be able to read and spell by the end of Year 1 is on the back of this grid. Please <u>continue to learn to read and spell the words</u> to help your child achieve this target by July 2024.</p> <p>Please also access Spelling Shed (Edshed.com) to practice these spellings. The log in details for this are in your child's yellow guided reading record.</p> | <p style="text-align: center;"><u>Number</u></p> <p>Create your own number bond flower. Can you remember your number bonds to 10 and 20?</p> <div style="text-align: center;">  </div> <p>Please also access Numbots at home. The log in details for this is in your child's yellow guided reading record.</p> |
| <p style="text-align: center;"><u>Topic</u></p> <p>Can you research one of the countries in the United Kingdom? Use the internet with an adult or visit the local library to find out information about your chosen country. Can you produce a fact file about that country?</p> | <p style="text-align: center;"><u>Creative</u></p> <div style="text-align: center;">  </div> <p>Enjoy a summer walk with your family and collect signs of summer to make a summer collage picture.</p> | <p style="text-align: center;"><u>RE</u></p> <p>We are learning about creation this half term.</p> <p style="text-align: center;">Can you create something at home?</p> <p>This could be a lego model or painting a picture. Think about how you feel about creating it.</p> |
| <u>Our Learning This Half Term:</u> | | |
| <p style="text-align: center;"><u>English</u></p> <p>We shall be writing a fantasy story, writing recounts and performing poems.</p> <p>We will also be adding es onto words and learning about the prefix un, e.g-changing tie into untie.</p> <p>We shall continue to learn and spell the Year 1 common exception words as well as learning to spell the days of the week.</p> | <p style="text-align: center;"><u>Maths</u></p> <p>We shall be revisiting our knowledge of telling the time and 2D and 3D shape.</p> <p>We will be solving problems that involve multiplication and division. The number problems will include making groups of objects to find the total and sharing objects to divide.</p> <div style="text-align: right; padding-right: 20px;"> <div style="border: 1px solid black; padding: 10px; margin-bottom: 10px;"> <p>Ben, Kim and Tom are drawing. There are 30 coloured pencils. They share them out equally. How many do they each get?</p> </div> <div style="display: flex; justify-content: space-around;">    </div> </div> | |

the
a
do
to
today
of
said
says
are
were
was
is
his
has
I

we
no
go
so
by
my
here
there
where
love
come
some
one
once
ask

pull
full
he
me
she
house
our
friend
school
put
push
you
your
they
be