




Summer Term 1 2024 Year 3 Homework Grid

Dear Families, completing homework can help children consolidate many of the skills learnt in school. Please can your child complete ALL of the activities in the top row during the half term. Activities in the bottom row are optional but may be enjoyable for you all. Completed activities should be brought into school or uploaded onto Seesaw by Wednesday 22nd May 2024.

<p style="text-align: center;"><u>Reading Books</u></p> <p>Please read daily for 20 minutes with your child. This could be their library book, books from home or their home reader. Home readers will be sent out every Thursday, please ensure they are returned to school the following week to be changed.</p>	<p style="text-align: center;"><u>Spelling</u></p> <p>Please see the spelling list on the next page.</p>	<p style="text-align: center;"><u>Times Tables</u></p> <p>Please use Times Tables Rockstars to practise your times table knowledge weekly. Children should know 2, 5 and 10x from Year 2 and must learn 3, 4 and 8x by the end of the year. Numbots is great for practising number bonds and mental addition/subtraction too.</p>
<p style="text-align: center;"><u>Topic</u></p> <p>This term we are starting our Roman topic. Your child may want to complete additional research of what they have learnt in school. They could create a PowerPoint, poster or fact file on what they have found and this can be posted on Seesaw so their knowledge can be shared with their class mates.</p> <p style="text-align: center;">Create your own Roman tile mosaics.</p> <div style="display: flex; justify-content: space-around;">    </div>	<p style="text-align: center;"><u>Physical</u></p> <p>Practice your fundamental skills for example, running, hopping, jumping, skipping. In an outdoor space you could create an obstacle course to practice these skills.</p>	<p style="text-align: center;"><u>RE</u></p> <p>This half term we are learning about the Lord's Prayer. Think of something you are thankful for, for every year of your age (if you are 7, think of 7 things) and use them to write a prayer. You may also want to do some art to go with this. Challenge your parents to do the same! Research the different names for God in Christianity and create a word cloud to display them.</p>

Spelling Lists Summer Term 1

These are your spellings for the first half of Summer Term. Please spend time learning them each week ready for the spelling test on Friday mornings.
The date at the top of the column shows when those words will be tested.

21.4.23 ou	28.4.23 ou	5.5.23 I sound spelt y	12.5.23 -ure	19.5.23 -ure	26.5.23 Prefix re-
mouth	touch	gym	measure	creature	redo
around	double	myth	treasure	furniture	refresh
sprout	country	Egypt	pleasure	picture	reappear
sound	trouble	pyramid	enclosure	nature	redecorate
spout	young	mystery	pressure	adventure	revenge
ouch	cousin	symbol	composure	capture	review
hound	enough	synonym	leisure	future	replay
trout	couple	lyrics	exposure	sculpture	reaction
found	encourage	system	closure	fracture	rebound
proud	flourish	gymnastics	disclosure	mixture	return
<u>Bonus Spellings</u>	<u>Bonus Spellings</u>	<u>Bonus Spellings</u>	<u>Bonus Spellings</u>	<u>Bonus Spellings</u>	<u>Bonus Spellings</u>
under	side	cake	stain	that	stem
after	hide	shake	faint	few	plant
first	tide	take	brush	close	leaves
forward	pick	pain	push	week	flower
back	tick	train	rush	peek	seed